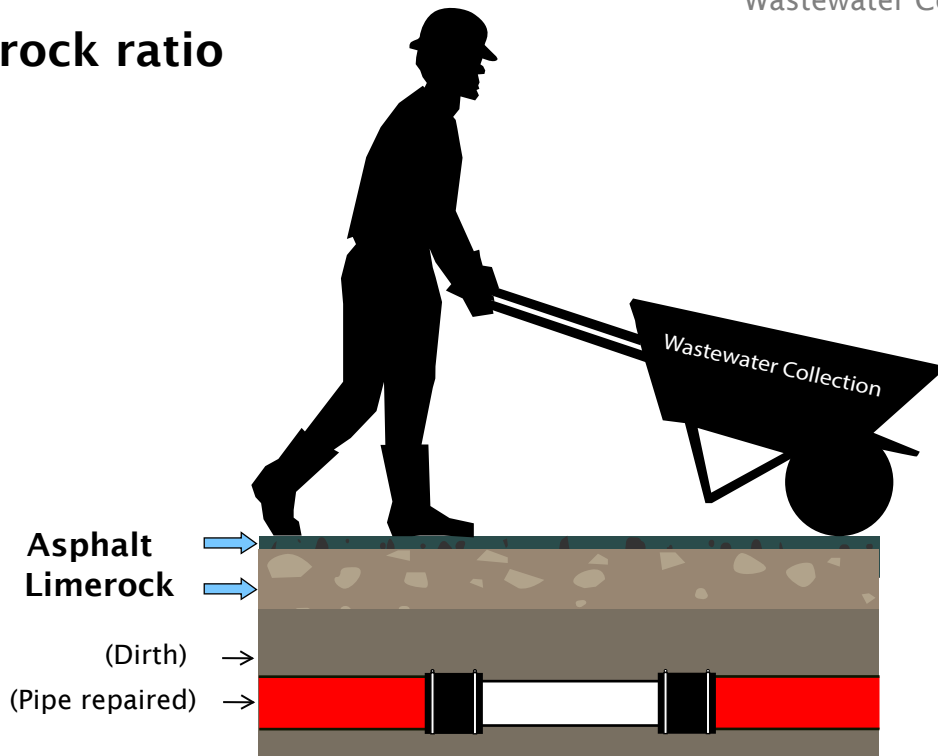


Asphalt to limerock ratio

UT1M -001




1. Alleyway and residential streets, "Low Volume Traffic"




1" Asphalt
6" Limerock

2. Two lane residential streets



2" Asphalt
8" Limerock

3. Multilane, "High Volume Traffic"



3" Asphalt
12" Limerock